




Medibill RCM
Medical Billing Made Easy

Steps in the Medical Billing Process



What are the steps in the medical billing process?

The steps include:



Medical Billing Process - Pre-Visit Phase

Patient Registration & Demographic Capture

Collecting patient information and demographics



Pre-Authorization & Referral Management

Managing pre-approvals and referrals



Insurance Verification & Eligibility Checks


Confirming insurance coverage and eligibility



Workflow During Patient Visit

Clinical Documentation Best Practices

Ensuring accurate and thorough patient records



Superbills Creation: The Bridge Between Care and Billing

Linking coded services to
billing processes



Medical Coding: Translating Care into Codes

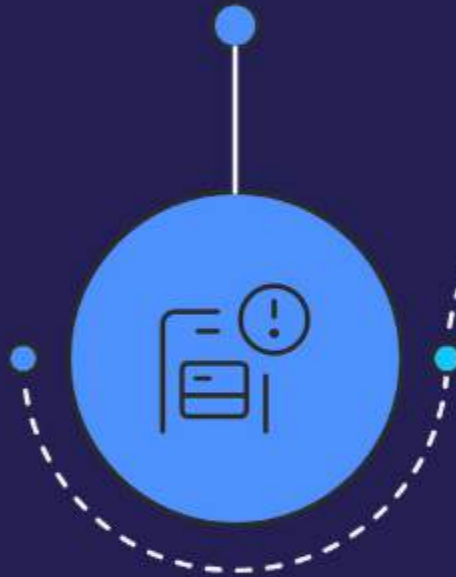
Converting clinical
documentation into
standardized codes



Medical Billing Process Post-Visit

Charge Entry & Claim Scrubbing

Initial processing of charges and claim verification



Payer Adjudication & Denial Management

Review and handling of claim denials by payers



A/R Follow-Up & Collections Strategies

Strategies for collecting outstanding accounts receivable



Claim Submission: Electronic (EDI) vs. Paper

Sending claims via electronic or paper methods



Payment Posting & Patient Responsibility

Recording payments and determining patient dues

